

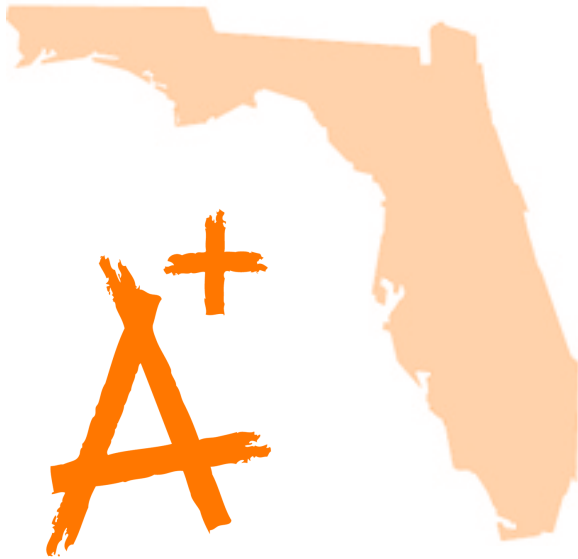


Student's Name _____

Successful Test Taking[®]

READING 5



LEADERSHIP RESOURCES[®]

2011 Edition

Successful Test Taking Reading 5

Dear Educator:

This sample represents only a portion of the **LEADERSHIP RESOURCES®** Successful Test Taking® Reading 5 preparation book (2011 Edition).

The actual book is 56 pages. There are 11 selections (5 literary and 6 informational text). The book has 100 multiple-choice reading questions. Questions are aligned with all Next Generation Sunshine State Standards and Benchmarks. The questions are written to the 2009 Item Specifications. The book is printed on newsprint, is consumable, and is sold in a set of 25 books for \$60.00.

Also included in this sample are three pages of the teacher's guide. The teacher's guide identifies the specific benchmark each question assesses.

LEADERSHIP RESOURCES® publishes preparation books for:

Grade 3 Reading, Grade 3 Mathematics,
Grade 4 Reading, Grade 4 Mathematics,
Grade 5 Reading, Grade 5 Mathematics, Grade 5 Science,
Grade 6 Reading, Grade 6 Mathematics,
Grade 7 Reading, Grade 7 Mathematics,
Grade 8 Reading, Grade 8 Mathematics.

All Successful Test Taking books are sold in sets of 25 books plus teacher's guide. Reading and Mathematics books are \$60.00 per subject, per grade level. Science books are \$56.00 per set. Include 10% shipping & handling per order.

PLACE YOUR ORDER TODAY.

Make your purchase order or check payable to:

LEADERSHIP RESOURCES

.....

LEADERSHIP RESOURCES®

8398 Cypress Hollow Dr.

Sarasota, FL 34238

800.257.7157

Fax: 941.924.6829

e-mail: successfultesttaking@gmail.com

website: www.successfultesttaking.com

Successful Test Taking®

Reading 5

Table of Contents

Letter to the Student	3
Test Taking Tips.....	4
Successful Test Taking Strategies	6
Strategies for Reading Literary Text	7
Strategies for Reading Informational Text ..	10
A Reading Test-Taking Plan	13
General Information for the Student	14
Reading - Day One	15
Reading - Day Two	34

Copyright © 2011 by **LEADERSHIP RESOURCES®**
2011 Edition

All Rights Reserved. Printed in the U.S.A. No part of this publication may be copied, reproduced, resold, licensed, marketed, transmitted, transferred, stored in any retrieval system for future reuse, distributed (including distribution to students for use in a school year subsequent to the school year in which this publication is purchased), or disseminated, in any manner, in any form, or by any means, in whole or in part, including electronic, mechanical, photocopying, recording, or otherwise, without the prior express written permission of Leadership Resources.

OWNER/PUBLISHER:



LEADERSHIP RESOURCES®

8398 Cypress Hollow Dr.

Sarasota, FL 34238

800.257.7157

fax: 941.924.6829

www.successfultesttaking.com

e-mail: successfultesttaking@gmail.com

Successful Test Taking[®]

Letter to the Student

Dear Student,

This book has been designed to help you take a reading test, as well as review strategies you already use while reading.

A good test:

- confirms what you already know,
- helps you to see where you can use what you know,
- shows you new ideas while taking the test.

It is important to remember that this book was designed to help you learn how to become a successful test taker. However, this book is **not** a complete model of your state test. This Successful Test Taking[®] book was designed to provide you with typical items that might be tested.

Test taking is complicated. By studying tests and how they are written, you can become a successful test taker. The reading strategies you use in the classroom and in daily life can be used here as well.


As you work with this book, try to do your best work. Doing your best work is a mirror of your ability and effort.

***Remember to
Use your Common Sense***


Test Taking Tips

Here are four helpful tips to do before coming to school on test days:

1. **Get some rest.** It's not very smart to try to do your best work when you are tired.



2. **Eat breakfast.** You already know that a good breakfast will give you the energy you need to do well in school. Eat some cereal, toast, or fruit, and have some milk or fruit juice.



3. **Come prepared.** You may be provided with a pencil that has an eraser, but bring one anyway. Also, bring a book or magazine to entertain yourself if you finish the test early.

4. **Arrive on time.** Tests take energy. Don't spend all your energy rushing to get to school on time. Allow yourself plenty of time to get to school on test days.

Tips once you get to school on test days:

1. **Find a comfortable place to work.** This may mean not sitting next to your friends. Remember, your goal is to do your best on the test. Sit where you can concentrate and do well.
2. **Pay attention.** Listen carefully when your teacher reads the test directions. Ask your teacher to explain the directions if you do not understand them.
3. **Follow directions.** Some tests are confusing. You may know the answer, but you must correctly fill in the bubble to get credit for your answer.
4. **Mark in the test book** unless your teacher tells you otherwise. Most test books will not be used again, so mark away! Do any work you need to do right on the test book pages.
5. **Stuck? Don't waste time.** It is OK to skip a difficult question and return to it later. Make it easy to find the question you skipped by putting a large * next to it.
6. **Do your own work.** Copying another student's answers is wrong.
7. **Don't give up.** Sometimes test writers put the hardest questions at the beginning of a test. Don't get discouraged. Keep going!
8. **Choose carefully.** For multiple-choice questions, mark the BEST answer. If you are not sure of an answer, guess wisely. But don't mark just any answer. You will probably discover at least one incorrect answer choice. Mark out answer choices that are clearly incorrect even if you can't come up with the BEST answer. This will make guessing wisely easier.
9. **Review your answers.** Review your multiple-choice answers when you are finished. Have you chosen the BEST answer?
10. **Keep up the good work.** Most tests are too long, and you will get tired. Keep at it. It may help to stretch your back and arms, or look at the ceiling or out a window from time to time.
11. **Remain calm.** Tests are important, but they aren't the end of the world. Do the best you can.

Successful Test Taking Strategies for Answering Multiple-Choice Questions

1. Skim each question before reading the passage.
Try to get a “feel” for what the answers might be.
2. Ask and answer, “What do I know? What am I being asked to do?”
3. Read the passage. Try to get the “big picture” or main point of the passage.
Pay attention to details. Underline, circle or highlight key words or ideas.
4. Read the questions. Each question has four answer choices. Read each choice.
5. Look back at the passage as often as necessary to answer the questions correctly.
6. Mark out all answer choices that are clearly incorrect.
If you still don't know the answer, go ahead and guess wisely.
7. Mark the BEST answer right in this book by filling in the bubble to the left of the answer you chose. Completely fill in only one bubble.
A correct answer is worth one point.

Multiple-Choice Sample Question

For this type of question you will choose the answer and then fill in the bubble next to it. Look at the sample question below about a girl named Ali whose favorite way to spend an afternoon is playing soccer.

- 1** Which piece of sports equipment did Ali MOST LIKELY want for her birthday present?
- (A) a basketball hoop
 - (B) a soccer ball
 - (C) a tennis racquet
 - (D) a softball mitt

For this sample question, the answer chosen was **B**.
Therefore, the bubble labeled **B** was filled in.

Strategies for Reading Literary Text

There are two kinds of reading passages in this book. One kind of passage is **literary** text. Literary text is usually fiction, but does not have to be. This kind of text tells a story.

LITERARY TEXT

The seven components of literary text:

CHARACTERS

- who are the main characters?
- who are the minor characters?

SETTING

- where and when does the story take place?

PLOT or EVENTS

- what happens in the story?

PROBLEM or CONFLICT

- what is the problem?
- why is it a problem?

SOLUTION

- how is the problem solved?

MOOD

- what is the feeling of the story?

THEME

- what lesson does the story teach us?

Effective readers find the answers to these questions to construct meaning (to make sure they understand the story).

13 Strategies for Test Taking in Reading

◆ LITERARY TEXT ◆

PREPARING TO READ A TEST PASSAGE

1. READ the title and PREDICT what the story is about.

- What is the title?
- What do you think the story might be about?

2. LOCATE illustrations.

- What can you learn about the story by looking at the illustrations?

3. SKIM the questions.

- Look for answers while reading the story.
- Underline, circle or highlight key words.

AS YOU READ THE TEST PASSAGE

4. LOOK for answers.

- Read the story to find answers to the questions.
- Remember to construct meaning. Do you understand the story?

5. IDENTIFY the main characters.

- Who are the main characters?
- How would you describe each character?

6. IDENTIFY the setting.

- Where does the story happen?
- When does the story happen?

7. THINK about the plot.

- What are the main events in the story?
- Why are these events important?

8. FIND the problem (conflict).

- What is the main problem?
- Why is the problem important?

9. IDENTIFY the solution.

- How is the problem solved?

10. IDENTIFY the mood.

- How does the story make you feel?

11. IDENTIFY the theme.

- What is the theme of the story?
- What does the theme teach you?

USE THE PASSAGE TO ANSWER THE QUESTIONS

12. ANSWER all the questions.

- Reread the questions carefully.
- Mark out incorrect answer choices to each multiple-choice question.
- Circle or ✱ any question you skip and will return to later.
- Look back in the text for answers you do not know.

13. MARK the BEST answer right in this book.

Strategies for Reading Informational Text

Another kind of passage is **informational** or expository text. This kind of text is nonfiction and is often found in newspapers, magazines, and textbooks. Informational text is used daily by most readers. It is a fact-filled text.

INFORMATIONAL TEXT

Effective readers use these strategies to construct meaning (to make sure they understand the passage):

READ the title and major headings.

RECALL what you may already know about the subject.

LOOK at pictures, graphs, and charts.

READ the summary.

SKIM the questions to be answered.

READ the passage and **IDENTIFY**:

- the passage's purpose,
- descriptions, definitions, and details in the passage,
- problems and solutions discussed in the passage,
- the conclusions reached in the passage.

10 Strategies for Test Taking in Reading

◆ INFORMATIONAL TEXT ◆

PREPARING TO READ A TEST PASSAGE

1. IDENTIFY the topic.

- What is the topic?
- What do you already know about the topic?

2. LOCATE graphic organizers.

- Read the headings.
- What do the illustrations show?
- What do the captions explain?
- What information do the charts/graphs show?

3. READ the summary.

- What are the main points of the article?

4. SKIM the questions.

- Look for answers while reading the article.
- Underline, circle or highlight key words.

AS YOU READ THE TEST PASSAGE

5. GO find answers.

- Read the article to find answers to the questions.
- Remember to construct meaning. Do you understand the article?

6. SEARCH for the author's purpose.

- Why did the author write the article?

7. LOOK for descriptions, definitions, and details.

- What things does the author describe?
- What kind of details does the author provide?

8. IDENTIFY types of information.

- Main Idea
- Cause and Effect
- Problem and Solution
- Sequence of Events or Procedures
- Compare and Contrast
- Drawing Conclusions

USE THE PASSAGE TO ANSWER THE QUESTIONS

9. ANSWER all the questions.

- Reread the questions carefully.
- Mark out incorrect answer choices to each multiple-choice question.
- Circle or ✱ any question you skip and will return to later.
- Look back in the text for answers you do not know.

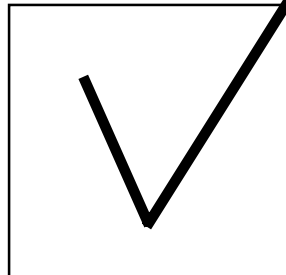
10. MARK the BEST answer right in this book.

A Reading Test-Taking Plan

Use this checklist to work your way through the process.

Check off each item as you do it:

- Read the title. Does it make you think of anything?
Predict what the passage will be about.
- Look at all the pages of the passage.
- Read the headings throughout the text.
Determine the subject matter of what you will be reading.
- Pay attention to **boldface** words, underlined words, words in *italics*, words in CAPITAL letters, and numbers. Also, read any graphs, charts, or captions. To what do they refer?
- Get the main idea by reading the summary.
- Read the questions and notice important words.
Examples:
 - not
 - most likely
 - difference
 - main
 - except
 - most
 - the author would probably agree
 - passage
 - of the following
- Read the passage. Look for the main idea and details.
- Answer the questions.
- Reread the passage as needed.



Read the article “The Blue Planet” before answering Numbers 41 through 50.

THE BLUE PLANET

Earth is the only planet that has a vast amount of water. Water covers two-thirds of our planet. Pictures taken from space show Earth’s water as a beautiful shade of blue.

Scientists call the water part of Earth the hydrosphere. Earth’s hydrosphere is one of the main reasons the planet has many life forms. All living things need water. Without water, there would not be any plants, animals, or people.


Earth has many sources of water. Most water is surface water, which lies on top of Earth’s surface. Some water is groundwater. This is water located beneath Earth’s surface.

SALT WATER OR FRESH WATER

Most of Earth’s water is salt water. It contains minerals that make it taste salty. Some plants and animals can survive on salt water, but people cannot. Fresh water is not salty. People and most plants and animals need fresh water to survive.

OCEANS

Oceans are the largest bodies of water on Earth. These are the bodies of water between the continents. There are four oceans: Arctic, Atlantic, Indian, and Pacific. Ocean water is salty. Life forms that live in or near oceans can tolerate salty water. Many kinds of plants, fish, and animals depend upon oceans for their survival.



From space, Earth looks like a blue, green, and white marble.

LAKES

All lakes are landlocked bodies that receive water that drains from rivers and streams. Fresh water lakes are bodies of water that drain into rivers.

The world’s largest fresh water lakes are the Great Lakes in North America. The Great Lakes surround the state of Michigan. They have the nickname “Inland Oceans” because of their enormous size. The five Great Lakes contain almost 25 percent of all the fresh water on Earth.

Some lakes contain salt water. Salt water lakes do not drain into rivers. One such lake in the United States is the Great Salt Lake in Utah. Other salt water lakes include the Dead Sea in the Middle East and the Caspian Sea in Russia.

STREAMS AND RIVERS

Streams and rivers drain rainwater and melting snow and ice from Earth's surface. Most of these channels are fresh water, but there are a few salt water streams and rivers around the world. Streams are smaller and narrower than rivers. Streams drain into rivers.

Rivers come in many sizes. Some rivers are narrow and short. Others are thousands of miles long and over a mile wide, such as the Mississippi River or Missouri River. Rivers drain into lakes or oceans.

WETLANDS

Wetlands are low-lying areas partly covered by shallow pools of water. One of the functions of wetlands is to serve as a type of flood control. During times of heavy rainfall, they absorb the extra water from surrounding areas. Some wetlands contain water year-round. Others are dry for part of the year.

Coastal wetlands usually contain salt water. Inland wetlands contain fresh water. Swamps, marshes, bogs, and bayous are all wetlands. The largest wetlands area in the United States is the Everglades in Florida.

GROUNDWATER

Groundwater travels beneath Earth's surface through underground streams, rivers, and lakes. It may be only a few feet below the surface or hundreds of feet deep. Groundwater may rise to the surface through natural springs or man-made wells. Most groundwater is fresh water. If there are many minerals present in the ground, the water may taste salty.

SUMMARY

Earth is the only planet that has large amounts of water. Water covers two-thirds of the surface of Earth. Most of it is salt water, but large amounts of fresh water also exist, especially in the Great Lakes. Water collects in oceans, lakes, rivers and streams, wetlands, and underground.

- 41** What is the MAIN purpose of this article?
- Ⓐ to identify Earth's largest bodies of water
 - Ⓑ to describe the different parts of Earth's hydrosphere
 - Ⓒ to explain the difference between salt water and fresh water
 - Ⓓ to tell how water moves from streams and rivers to lakes and oceans
- 42** Which pair of words from the article has almost the SAME meaning?
- Ⓕ drain, melting
 - Ⓖ shallow, narrow
 - Ⓗ surface, continents
 - Ⓘ vast, enormous
- 43** The author would probably agree that oceans, lakes, rivers, and streams are all examples of
- Ⓐ bodies of salt water.
 - Ⓑ sources of fresh water.
 - Ⓒ bodies of surface water.
 - Ⓓ underground water sources.
- 44** Which of the following is TRUE?
- Ⓕ Oceans drain into rivers.
 - Ⓖ All plants need fresh water to survive.
 - Ⓗ Groundwater lies on top of Earth's surface.
 - Ⓘ There is more salt water than fresh water on Earth.
- 45** Which body of water is always salty?
- Ⓐ a river
 - Ⓑ a wetland
 - Ⓒ an ocean
 - Ⓓ groundwater

- 46** Which of the following would MOST LIKELY be a direct result of a year with below average rainfall?
- Ⓕ wetlands would dry up
 - Ⓖ some oceans would shrink into the size of lakes
 - Ⓗ some fresh water lakes would turn into salt water lakes
 - Ⓘ plants, fish, and animals that live in the ocean would die
- 47** Which of the following is MOST like wetlands?
- Ⓐ a pitcher, because it holds water.
 - Ⓑ a funnel, because water drains from it.
 - Ⓒ a drinking straw, because it sucks up water from shallow pools.
 - Ⓓ a sponge, because it absorbs extra water from surrounding areas.
- 48** How are the world’s oceans and the Great Lakes SIMILAR?
- Ⓕ They contain salt water.
 - Ⓖ They drain into wetlands.
 - Ⓗ They are sources of groundwater.
 - Ⓘ They contain water that drains from rivers.
- 49** Why did the author probably call this article “The Blue Planet”?
- Ⓐ Most of the water on Earth is surface water.
 - Ⓑ There is both salt water and fresh water on Earth.
 - Ⓒ Earth is the only planet that has large amounts of water.
 - Ⓓ Earth’s hydrosphere is a main reason there is life on the planet.
- 50** The information in this article would MOST LIKELY come from a book with which title?
- Ⓕ The Earth and Its Water
 - Ⓖ Water and Its Many Uses
 - Ⓗ Controlling the Forces of Water
 - Ⓘ Protecting Water Sources from Pollution



Answer Key & Teacher's Guide

Successful Test Taking®

READING 5

2011 Edition

LEADERSHIP RESOURCES®


8398 Cypress Hollow Dr., Sarasota, FL 34238

800.257.7157 Fax 941.924.6829

Successful Test Taking®

This *Successful Test Taking®* Reading 5 book is specifically designed to assist teachers and students as they incorporate the information and skills contained in the Sunshine State Standards into their learning environment. There is at least one item in the book for each assessable benchmark. The book is an **essential teaching resource** for educators interested in preparing their students for the Florida Comprehensive Assessment Test (FCAT). Students will use this book as a helpful **learning tool** to master important reading skills.

Using "Successful Test Taking®"

1. After each student receives a Successful Test Taking® Reading 5 book, let them know they can write and mark their answers in the book.
2. Use pages 3-5 to discuss preparation and aids to test taking.
3. On page 6, review with your students the strategies for answering multiple-choice type reading questions in this book.
4. Have students turn to Strategies for Reading Literary Text on page 7. Strategies for Reading Informational Text begin on page 10. On page 13 review A Reading Test-Taking Plan. This material may be reviewed at any time, or not at all.
5. Because this book is a learning/practice tool, you should tell your students that the format of the Successful Test Taking® Reading 5 books is somewhat different from other tests. For example, note that the Reading 5 books do not come with separate answer books. Students will mark their answers right in the Reading 5 books.
6. General Information for the Student is on page 14. It explains that this book is divided into two sessions: Day One and Day Two. You may wish to spend more time and/or days using this book.
7. Next, have students begin the Reading - Day One session. Students will read the passages, beginning on page 15, and answer the questions that follow each passage. They will stop at page 33, concluding Day One testing.
8. Reading - Day Two testing (beginning on page 34) will be carried out in the same fashion as Day One.
9. **Remind students to continue reading until they reach a stop sign  in their book, at which point students stop. Students may not go on until you tell them to do so.**
10. There are 100 questions and 100 possible points in the Successful Test Taking Reading 5 book.

Successful Test Taking®
READING 5

Answer Key

100 Multiple-Choice items are worth.....1 point each

Benchmarks are located on page 13.

**FLESCH-KINCAID GRADE LEVEL READABILITY SCALE
FOR ALL PASSAGES**

(BASED ON NUMBER OF SYLLABLES PER WORD AND SENTENCE LENGTH IN WORDS)

Passage Title	Page #	Grade Level
Layered Popsicles (IT)	15	NA
The Last Great Race (IT)	18	4.90
A Perfect Partnership (LT)	22	4.60
Thomas Edison's Greatest Discovery (IT)	26	5.10
The Blue Planet (IT)	30	5.60
The Landing (LT)	34	5.30
Ghost Towns Hide a Lively Past (IT)	38	5.30
Hillary's Sunglasses (LT)	42	5.60
Welcome Students (LT)	46	NA
Giraffes (IT)	48	5.62
Our Beautiful Garden (LT)	52	4.30

LT = Literary Text

IT = Informational Text

DAY TWO

The Landing

Pages 34 - 37

51. LA.5.1.7.3
D - A pleasant airplane flight has an unpleasant ending.
52. LA.5.1.6.7
H - in a way that is complete
53. LA.5.2.1.2
C - excited
54. LA.5.1.6.8
H - rise
55. LA.5.2.1.2
C - Four deer leaped out of the forest and raced across the runway.
The story's problem is that deer were on the runway, not that Dad yelled "Watch out!" (Choice D).
56. LA.5.1.7.4
F - Nothing unexpected has happened.
57. LA.5.1.7.6
B - Even when careful, accidents can happen.
58. LA.5.1.7.3
F - the possibility of fire
59. LA.5.2.2.1
D - It is on the coast of the Gulf of Mexico.

What Educators Say About Our Products

"Thank you, thank you for creating an affordable, low-tech, user-friendly set of practice books. We have used the Successful Test Taking series in our district for ... years now and have seen a significant improvement in our overall assessment scores. Not only does this product give excellent and timely practice in age-appropriate test skills, but their use has reduced test anxiety for students and staff."

Becky Stone, Home/School Liaison, Mason County Central Schools

"The information provided from the Successful Test Taking is given in a user-friendly format. It is the first instrument we have seen that breaks down the individual skills that are needed for students to be successful on the assessment. We are very pleased with the STT evaluation. It gives the students an opportunity to duplicate the testing strategies required to be successful on the state assessment."

Gwen Tabb, Director of Human Resources, Waverly Community Schools

"We were not satisfied with our scores in 4th grade. Although we could see the 'target', we needed help in practicing to hit it and assessing how accurate we were. The Successful Test Taking provided the answers we were looking for! Practice in hitting the target was given, an assessment of performance was made, and improvements were put in place that allowed us to hit the target more accurately than we ever have in the history of our school! As a staff, we thank LEADERSHIP RESOURCES for giving our students the opportunity to reach their potential and experience success!"

Jon D. Hoover, former Superintendent, Littlefield Public Schools

"We have been using the Successful Test Taking in our school district for ... years and have been very pleased with the results. Our scores have increased steadily during this time. We have really appreciated the personal service that we have received from LEADERSHIP RESOURCES."

Mary Ruddy, former Principal, Imlay City Community Schools

"We found your book, *Informational Text for Classroom Use*, very useful in teaching our students an array of test taking and informational reading strategies. The activities and readings in this book are closely aligned with our state assessment used by our district, and has also fit well with our state test. We saw a great increase in student achievement in the area of informational reading among our students from using this material."

Kristine Jackson & Roslyn Wikoff, Teachers, Weld County Schools

"We found your Successful Test Taking books to be helpful in preparing students for our state assessment. The books contain test taking strategies, sample items similar to the actual test items, and a review at the end. We believe these books were key in helping children become familiar with the format of the test, and preparing them for lifelong test taking. We would strongly recommend these books to other classroom teachers."

Jennifer Rios & Kelly Seilbach, Weld County Schools

"I ordered your Successful Test Taking for Reading and Math. My colleagues and I were very impressed. We intend to order them again next year. Since we paid for them ourselves, we appreciated the low cost. Your materials are an excellent value for the money!"

Teacher, Taylor Public Schools

"We have used your books - they are very helpful! With these books and a lot of work, our 4th Grade Reading and Math scores SOARED!"

Mary Alice Boone, Teacher, AuTrain-Onata Public Schools

"My school district orders your books for us to use to prepare for our state assessment and to improve strategies. They are user-friendly!"

4th Grade Teacher, Marquette Area Public Schools